




# G250


Partially Cassetted  
Retractable Awnings





**WHERE FASHION...**





**MEETS FUNCTION**



Golf Club House



## Strong enough to be commercial grade yet sleek enough for any application!

Incredible strength and sleek appearance! The G250 has patented articulating shoulders that provide easy to adjust pitch control. The drop forged arm and shoulder components are much stronger than the castings used by most other awning manufacturers. An integrated hood system wraps around the back to cover the fabric roll making this awning perfect for roof mount applications while the sleek front bar closes tight to protect the fabric when retracted. Available up to 40' wide and 13'-2" projection, the G250 is sure to solve your shading problems while providing unmatched performance and reliability.

SHADING AMERICA.



# G250 Series Retractable Awning



Cool comfortable shade is the goal and the sleek partially cassetted G250 retractable awning delivers. This beautiful, German engineered awning provides shade without any unsightly poles to obstruct your view. When you don't need your awning, simply retract it with the turn of the hand crank or press of a button if equipped with an optional motor.

You're proud of your home and the NuImage G250 is an awning that adds style and elegance with incredible functionality. The partially cassetted design makes the awning disappear against your home's exterior when closed yet makes a stunning statement of modern design when open.

# Perfect Technology for your Extended Living Space

Clean lines derived from precision engineering results in an awning that virtually disappears into your home when retracted and provides cool comfortable shade in an instant.

SUN WHEN YOU WANT IT...  
SHADE WHEN YOU NEED IT.







Shown with optional Drop Screen.

## Accessorize your G250 for maximum satisfaction.

- The optional front rail drop screen adds additional shade without blocking your view. Roll down over 4' of color coordinated see through shade material for relief from the low setting sun or just for extra privacy. (A fabric valance is not available with a drop screen.)
- Motor controls such as wind sensors and integration to building automation systems adds convenience to help make your awning worry free.



The new Eolis WireFree™ RTS Wind/Motion Sensor is a battery powered wind sensor that provides automatic wind protection for retractable awnings.

### RELAX! IT'S TIME TO UNWIND.



Power Up!  
Relax under your new awning with a remote control or hardwired motor. Truly the easiest way to enjoy your new awning!

**\*Important Note:** Retractable awnings are designed for sun protection only. Warranties will not cover damage caused by adverse weather conditions such as wind, rain, snow or sleet.



The G250 Retractable Awning is the perfect solution for roof mount installations.

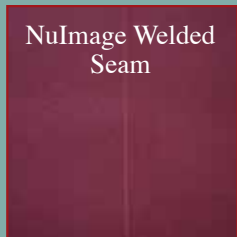


Patented articulating shoulders provide easy to adjust pitch control. These drop forged components will last a lifetime.




The partially enclosed hood is drawn down at the back to cover the roll of the fabric making this awning perfect for roof mount applications.

The G250 Retractable Awning is the elegant way to provide shade on demand, reducing cooling costs while protecting your family from harmful UV rays. NuImage Awnings combine superior quality engineering and state of the art technology. All frame components have an electrostatic powder coated durable finish to prevent chipping and cracking. You can depend on NuImage Awnings when only the best will do.



NuImage Welded Seam



Others Stitched Seam

Certified By:



NI146.06B

# G250

Partially Cassetted Retractable Patio Awnings

## FEATURES:

- Sleek partial cassette design virtually disappears when closed and makes for the perfect roof mount
- Powder coated Almond, White, low gloss Black/Brown or Sand frame
- Welded acrylic fabric seams for increased strength
- Partially cassetted with or without optional drop screen
- Superior strength arms with drop forged components
- Custom widths to 40' in 1" increments
- Patented articulating shoulders
- Projections of 6'-11", 8'-6", 10'-2", 11'-8", and 13'-2"

## WARRANTIES:\*

- Frame – Lifetime
- Motor – 10 years
- Fabric – 10 years
- Labor – 2 years

\*See warranty booklet for more specific details.

## POWDER COATED FRAME COLORS:

**WHITE**    **ALMOND**    **BLACK/BROWN**    **SAND**  
(Low gloss finish)    (Low gloss finish)



## VALANCE STYLES:



*Scalloped*



*Dental*



*Straight with Braid*



*Inverted*



*Straight with Hem*



*Serrated*

NuImage Dealer

[www.nuimagepro.com](http://www.nuimagepro.com)

